

# ELMARK<sup>®</sup>

## The Brand of Electricity

### SOLAR LED STREET LIGHTS WITH SENSOR



#### GENERAL INFORMATION »»

- ∴ Power: 20W; 40W; 80W
- ∴ LED & Lens: LM-80 LEDs 2835SMD; high transmittance PC optical lens
- ∴ Detection angle: 120°
- ∴ Beam angle: 140°x 70°
- ∴ Solar panels: Poly-crystalline silicone; Frosted surface- scratch resistant
- ∴ Installation height:
  - 98SOL100: 2-4m
  - 98SOL101/98SOL102: 3-5m
- ∴ Material: ABS + PC, anti UV and gl
- ∴ Color body: Black
- ∴ Possibility to mounting on Wall or Lamp-post
- ∴ IP Rating: IP65
- ∴ Accessory for wall mounted installation: included



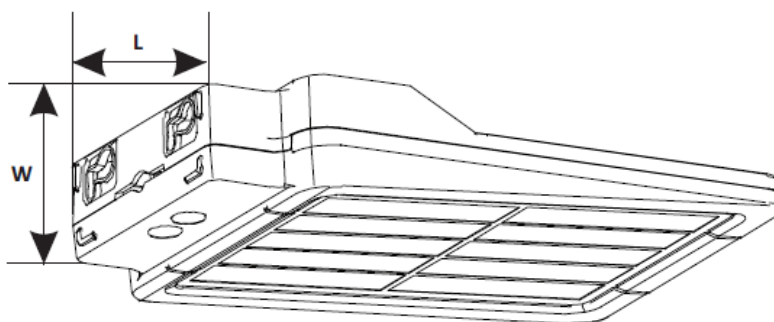
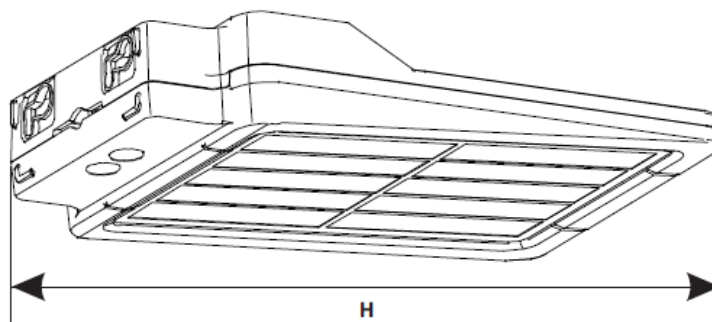
#### FEATURES »

- ∴ High quality and outstanding design
- ∴ Durable & Waterproof
- ∴ Solar power supply and environment-friendly
- ∴ Energy-saving- ZERO electricity cost.
- ∴ No wiring needed and easy to install.
- ∴ Adopt optical Lens optimize light, not only make the light brighter, also Anti-UV.
- ∴ High Quality Poly-crystalline Silicon Solar Panel, High Conversion Solar Photo electricity, high energy trans-action rate.
- ∴ High performance lithium battery, bigger capacity brings longer lifespan.

## PRODUCT DETAILS »

Catalogue number	Power (W)	Whole fixture lumens (lm)	Color temp. (K)	Solar panel (Wp)	Battery (V/mAh)	Sensor range (m)
98SOL100	20	400	6000	2.3	3.7V/ 2400mAh li-ion battery	2-6
98SOL101	40	850	6000	7	3.7V/ 6000mAh li-ion battery	3-8
98SOL102	80	1600	6000	9.5	7.4V/5400mAh li-ion battery	3-8

## DIMENSIONS »



Model	L (mm)	H (mm)	W (mm)
98SOL100	137	224.4	41.5
98SOL101	193.7	351.4	50.8
98SOL102	232	413	58

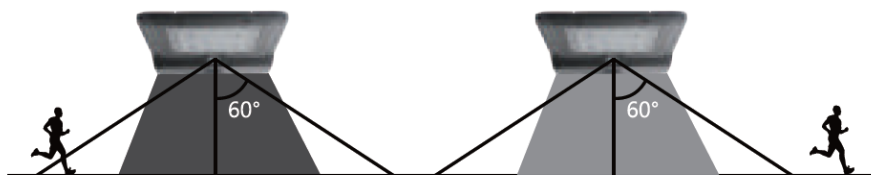
WORKING MODE »



**ON/OFF**

This lamp is with auto-adjusting working mode, it is only need to press the button once, it will work permanently

**First 5 Hrs lighting mode:**




Automatically turns on to full brightness when motion is detected in the range  $\leq 8$ mtrs and then turns to weak, brightness in 20 seconds of no motion.

**After 5 Hrs lighting or battery capacity below 30%**




Automatically turns on to full brightness when motion is detected in the range  $\leq 8$ mtrs, and then turns to weak brightness in 20 seconds of no motion, then turns off after 5 minutes.


ADDITIONAL INFORMATION »



98SOL101




This luminaire contains built-in LED lamps.



The lamps cannot be changed in the luminaire.

874/2012



Catalogue number	Barcode	Packing
98SOL100	3800131222404	1/1
98SOL101	3800131222411	1/1
98SOL102	3800131222428	1/1

